

“Stay Connected” with



Strain Relief Bushings

a PennEngineering® Company



Heyco® Strain Relief Mounting Hole Plugs

Multiple Panel Thickness Design

| Maximum Thickness | | PANEL DIMENSIONS | | | | PART NO. | DESCRIPTION | PART DIMENSIONS | | | |
|--|-----|-----------------------------|------|--------------------------|------|--------------|--------------|--------------------|------|---------------------|------|
| | | D Mounting Hole Diameter | | C To Prevent Rotation | | | | A Head Diameter | | B Overall Height | |
| in. | mm. | in. | mm. | in. | mm. | Black | | in. | mm. | in. | mm. |
| For Double D Mounting Hole Strain Reliefs | | | | | | | | | | | |
| .125 | 3,2 | .375 | 9,5 | .345 | 8,8 | 2617 | DP 375* | .468 | 11,9 | .406 | 10,3 |
| | | .437 | 11,1 | .390 | 9,9 | 2488 | DD 437-390 | .531 | 13,5 | | |
| | | .500 | 12,7 | .445 | 11,3 | 2491 | DD 500-445 | .554 | 14,7 | | |
| .125 | 3,2 | .562 | 14,3 | .530 | 13,5 | 2494 | DD 562-530 | .656 | 16,7 | .406 | 10,3 |
| | | .625 | 15,9 | .550 | 14,0 | 2497 | DD 625-550 | .728 | 18,5 | | |
| | | .750 | 19,1 | .625 | 15,9 | 2503 | DD 750-625 | .921 | 23,4 | | |
| .125 | 3,2 | .875 | 22,2 | .770 | 19,5 | 2509 | DD 875-770 | 1.016 | 25,8 | .453 | 11,5 |
| | | 1.109 | 28,2 | 1.000 | 25,4 | 2717 | DD 1109-1000 | 1.218 | 30,9 | | |
| .125 | 3,2 | 2.000 | 50,8 | 1.875 | 47,6 | 2959 | DD 2000-1875 | 2.170 | 55,1 | .478 | 12,1 |
| For Lockit ST-Series, Rectangular Mounting Hole Strain Reliefs** | | | | | | | | | | | |
| .099 | 2,5 | .512 | 13,0 | .453 | 11,5 | 1890† | RP 115-130 | .580 | 14,7 | .403 | 10,2 |
| .157 | 4,0 | .690 | 17,5 | .690 | 17,5 | 1892 | RP 175-175 | .830 | 21,1 | .470 | 11,9 |

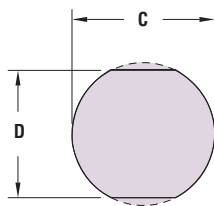
Standard color black. Consult Heyco for white and other colors.

*On installation, DP 375 Locking Fingers must be aligned with Mounting Hole Flats.

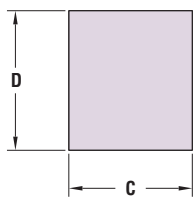
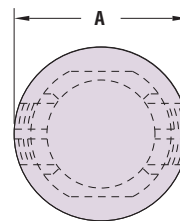
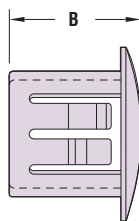
**Rectangular Plugs locking finger steps match those of the corresponding ST Lockit Strain Reliefs.

†PN 1890 is not CSA certified.

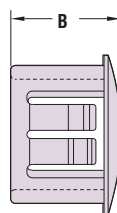
- Closes unused strain relief mounting holes or Double D holes punched or molded with two opposing flats.
- Convex, matte finish head tapers to a thin edge.
- Quick and easy installation.
- Locks firmly in panels up to .157" (4,0 mm) thick.
- Use our rectangular plugs #1890 and #1892 to fill unneeded square Lockit™ Strain Relief mounting holes.
- Approximate Head Thickness: .063" (1,6 mm). Thickness may vary.
- For Double D Mounting Hole Punches, see page 4-30.



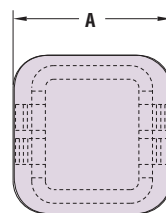
“DOUBLE D”
MOUNTING HOLE



MOUNTING HOLE



PART NUMBERS 1890/1891



1890, 1892

Material

Nylon 6/6

Certifications



Recognized under the Component Program of Underwriters' Laboratories File E51579



Certified by the Canadian Standards Association File 8919

Flammability Rating

94V-2

Temperature Range

-04°F (-18°C) to 221°F (105°C)

Quick
Specs

Mouser Electronics

Authorized Distributor

Click to View Pricing, Inventory, Delivery & Lifecycle Information:

[Heyco:](#)

[2497](#) [2491](#) [2488](#) [2509](#) [2717](#) [2503](#) [2494](#) [2963](#) [2959](#) [1890](#) [1892](#) [2512](#) [2513](#) [2546](#) [2511](#) [2492](#) [2504](#) [2510](#)
[2718](#) [2498](#) [2495](#) [2489](#) [3299](#)